

Providing live surgery,
interactive discussion and
hands-on instruction
for integrating successful
implant surgery into
the dental practice



Sonick Seminars
2011-2012

*“Powerful and Thought-Provoking
Continuing Education Courses”*



www.sonickseminars.com



Dr. Michael Sonick is a full-time practicing periodontist and implant surgeon in Fairfield, CT. A renowned educator, author, and clinical researcher, he is a Guest Lecturer for the International Dental Program at New York University School of Dentistry, a former Clinical Assistant Professor in the Department of Surgery at Yale University School of Medicine and University of Connecticut School of Dental Medicine, and a frequent lecturer on periodontics, dental implants and practice management for educational programs around the world.

Educator

Locally, he is the founder and director of the Fairfield County Dental Club, an advanced continuing education organization that provides courses on the latest developments in dentistry to clinicians and their staff. Dr. Sonick is also the founder and director of Sonick Seminars, LLC, a multidisciplinary teaching institute located in his clinical office and teaching center. Courses are given on all surgical aspects of periodontics and implant dentistry. Unique to this program is the three part continuum: dentists to observe live surgery, participate during the Hand's-On portion and attend lectures.

Dear Colleague,

You are invited to attend a unique series of live surgical and didactic interactive programs, with an individual hands-on component. The program focus is on the techniques necessary for you to be increasingly more successful in hard & soft tissue regeneration techniques required for ideal implant placement. Implant dentistry is now a routine part of dental care. The mastery of early diagnosis, pre-surgical evaluation and planning gained at Sonick Seminars will help to ensure the fabrication of esthetic, successful, and functional implant restorations.

Each concentrated two-day course features viewing live surgery, hands-on exercises and discussion of 20 years of clinically documented treatment, based upon an understanding of the literature and in-office clinical research. A step-by-step training protocol ensures your skills in 3-D diagnosis, treatment planning, patient acceptance and practice management.

Because our unique operation mixes private practice and in-office clinical research, you will be introduced to the most sophisticated technology and tools, including piezosurgery, CT scans, digital 3-D grafting and implantation, and growth factor processing.

To guarantee the best possible learning experience, seminar participation is limited to 20 doctors and 10 auxiliaries. My personal goal is to offer every dentist, regardless of current level of accomplishment, the opportunity to become a better clinician. I look forward to collaborating, teaching, learning from and sharing my success with you.

Sincerely,
Michael Sonick, DMD

Course Overview

Dr. Sonick is committed to offering the most powerful and thought-provoking continuing education courses to general dentists, specialists and adjunct dental team members. Held at our state-of-the-art facility, Sonick Seminars includes two of the must-know procedures today: esthetic reconstruction with implants and plastic surgery as well as major and minor bone regeneration. We also provide a very unique "over-the-shoulder" experience, which allows the participant to shadow Dr. Sonick intimately, from clinical care to case presentation to practice management.

Available Courses

Implant and Periodontal Plastic Surgery in the Esthetic Zone

September 22-23, 2011 and September 20-21, 2012

Bone Regeneration for Ideal Implant Placement

April 14-15, 2011 and April 12-13, 2012

Over-the-Shoulder Course

Request dates with office via telephone or email

Daily Agenda

Thursday

7:30 am - 8:00 am Breakfast
Registration
8:00 am - 12:00 pm Lecture
12:00 pm - 1:00 pm Lunch
1:00 pm - 2:00 pm Lecture
2:00 pm - 4:30 pm **Live Surgery**
4:30 pm - 5:30 pm Conclusion & Q&A

Friday

7:30 am - 8:00 am Breakfast
8:00 am - 9:00 am Lecture
9:00 am - 1:00 pm **Live Surgery**
1:00 pm - 2:00 pm Lunch
2:00 pm - 3:00 pm Lecture
3:30 pm - 5:00 pm Hands-On Model Surgery

After Course - Group Dinner

*Powerful & Thought-Provoking
Continuing Education Courses*

Sept. 22-23, 2011 &
 Sept. 20-21, 2012



16 CEUs

“Taking a course with Michael will expand your knowledge and understanding of implants — he will leave you yearning to attend the next course.”

Dr. Stephen Chu,
 • Private Practice of Prosthodontics, New York, NY
 • Director, Advanced and International CDE Programs in Aesthetic Dentistry, NYU School of Dentistry

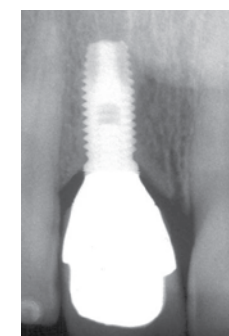
Implant and Periodontal Plastic Surgery in the Esthetic Zone

We live in a culture that judges its members by appearances.

To us, a smile echoes health, wealth, demeanor and worth. Any departure from the ideal —missing front teeth or altered gingival contours especially— devalues a person.

This course trains you to perfect the dentition with periodontal plastic surgery and to restore anterior edentulous areas with implants indistinguishable from natural teeth.

We provide a step-by-step tutorial that enables you to diagnose, design and refine soft tissue and implant cosmetics for your own patients. Live surgery and a hands-on practicum shall cement your knowledge. In particular, we will showcase the newest as well as most predictable grafting methods known to attain a harmonious smile.



What you'll learn

Constituents of an ideal smile

Smile design

Implant esthetics and surgical techniques

- Optimal dimensions
- Socket preservation versus immediate implantation
- Guide fabrication
- Ideal provisionalization
- Papilla regeneration

Gingival esthetics and surgical techniques

- Soft tissue augmentation
 - Autografts: Connective tissue, free gingival, reconstructive flaps
 - Allograft: Acellular dermal matrix (AlloDerm®)
 - Guided tissue regeneration: membranes
- Esthetic crown lengthening
 - Two-stage technique
- New biologically active enhancers
 - Enamel matrix derivate (Emdogain®)
 - Platelet-derived growth factor (Gem 215®)
 - Plasma rich in growth factors (PrGF)

**April 14-15, 2011 &
 April 12-13, 2012**



16 CEUs

“Dr. Sonick is an exceptional clinician and teacher who has both the surgical skills and humble demeanor that allows him to share his expertise in a very organized and efficient manner. I salute him for all the efforts and contributions he has made to our field.”

Michael Pikos, Oral Surgeon
 • Director MAP Institute, Palm Harbor, Florida

Bone Regeneration for Ideal Implant Placement

In modern implant dentistry, mere osseointegration is not enough. We tolerate no less than perfection. Thus the position that creates the most beautiful and functional prosthesis dictates the location of the implant, not the ridge morphology. Today, we simply grow bone where we desire it.

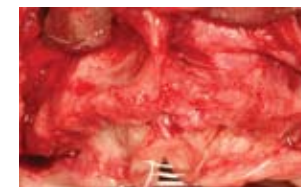
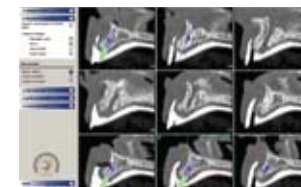
Through live surgery, a hands-on clinic and lecture, expert surgeon Dr. Michael Sonick will train you to augment hard tissue. Dr. Sonick will present to you the most up-to-date protocol on guided bone regeneration as well as operate in-house. Notably, he will introduce a breakthrough technology for bone harvesting and sinus lifting, piezoelectric instrumentation, which allows for collection without damage to any soft tissue structures.



Before



After



What you'll learn

When to bone graft
Treatment sequencing
Graft options

- Guided bone regeneration
- Ridge expansion
- Sinus elevation

Best materials to use

- Particulate or block graft
- Auto-, allo-, xeno-grafts or synthetics
- Absorbable or non-absorbable membranes

State-of-the-art surgical technology

- Piezoelectric instrumentation

Management of complications and failures



Request dates with
 office via
 telephone or email



8 CEUs

“Michael Sonick has been a long-time, significant contributor to our domestic and international continuing dental education program. His seminars are always well-organized, motivational and relevant to today’s busy practitioner. Don’t miss the opportunity to learn from a true teacher!”

H. Kendall Beacham,
 • Assistant Dean, NYU
 Continuing Dental
 Education Programs

Over-the-Shoulder Course

The interactive “over-the-shoulder” program familiarizes the participant with our modern boutique surgical practice.

As our guest clinician, you will shadow Dr. Michael Sonick for one or two days and be able to sit in on patient processing, treatment planning and case closure. There is a special emphasis on chairside surgical observation.

Our state-of-the-art audiovisual system allows you to watch procedures up close and in comfort, whether you are in the surgical suite or a conference room.

Please let us share our success with you.

Eligibility

This program is open only to restorative dentists and specialists with advanced surgical training and experience. Prior completion of a Sonick Seminars course or an equivalent module is highly recommended. This course is limited to four doctors.



Observed procedures Include:

- Comprehensive treatment planning
- Case presentations to patient
- Digital smile design
- CT scan analysis
- Piezoelectric Surgery
- Growth factor preparation
- Guided bone regeneration
- Sinus augmentation
- Full-arch implantation
- Implant placement with CT scan-derived guide
- Immediate implant placement
- Immediate temporization
- Emergence profile and papilla cultivation
- Periodontal plastic surgery
 - Root grafting with autogenous tissue or acellular dermal matrix
 - Esthetic crown lengthening
- Post-operative healing protocols

